

recycle away

Systems & Solutions

5 Canal Street,
Suite 1
Bellows Falls, Vermont
05101



The RecyclePro Modular Stations


RecyclePro modular Stations are the next generation for recycling management. It is the only system of its kind. It is the largest, most diversified line of recycling receptacles offering an extensive selection of sizes, finishes, openings and silk screened messages. RecyclePro Modular Stations allow you to create your own recycling station with two or more receptacles. When using more than one receptacle you can easily connect the receptacles together to encourage use of the station. The primary components are the 12, 15, and 20 diameter single purpose individual RecyclePro receptacles.

Features:


- Modular Recycling Stations Encourage Use
- Custom Finish Combinations Available
- All Metal Fire Safe Construction
- Custom Silk Screened Messages and Logos
- Indoor/Outdoor All Weather Finishes
- Optional Designer Decorative Bands Available
- Engineered For Durability
- Optional Outdoor Canopy Tops Available
- Capacities Ranging from 12 to 41 Gallons
-
- Sizes of 12", 15", and 20" Diameter
- Manufactured in the USA
- Styles and Finished for Every Facility
- 27 Designer Colors and 2 Metal Finishes

The RecyclePro Modular Stations


Standard Messages




Unit #1: Cans, Bottles,
Bottles & Cans, Bottles &
Cans Only, Glass, Plastic



Unit #2: Waste, Trash,
Recyclables, Mixed
Recyclables, Compost



Unit #3: Paper, Mixed
Paper, Newspaper



Unit #4: Cans, Bottles,
Bottles & Cans, Bottles &
Cans Only, Glass, Plastic

Two Stream

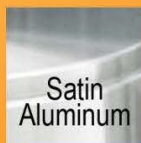
Three Stream

Four Stream

Standard Colors



Standard
Lid Colors



Satin
Aluminum



Satin
Brass



The RecyclePro Modular Stations



RecyclePro Two-Stream Liner Modular Station

SKU	Dia (in)	Ht. (in)	Cap. (gal.)	Total Wt. (lbs.)
1242-2*	12	30	15	24
1542-2*	15	30	23	46
2042-2*	20	30	41	56

*for Satin Aluminum units add "-SA", for Satin Brass units add "-BE"

RecyclePro Three-Stream Liner Modular Station



SKU	Dia (in)	Ht. (in)	Cap. (gal.)	Total Wt. (lbs.)
1242-2*	12	30	15	24
1542-2*	15	30	23	46
2042-2*	20	30	41	56

*for Satin Aluminum units add "-SA", for Satin Brass units add "-BE"



The RecyclePro Modular Stations



RecyclePro Four-Stream Liner Modular Station

SKU	Dia (in)	Ht. (in)	Cap. (gal.)	Total Wt. (lbs.)
1242-4*	12	30	15	48
1542-4*	15	30	23	92
2042-4*	20	30	41	112

*for Satin Aluminum units add "-SA", for Satin Brass units add "-BE"

RecyclePro Three-Stream Triangular Modular Station



SKU	Dia (in)	Ht. (in)	Cap. (gal.)	Total Wt. (lbs.)
1242-T*	12	30	15	36
1542-T*	15	30	23	69
2042-T*	20	30	41	84

*for Satin Aluminum units add "-SA", for Satin Brass units add "-BE"